

TULA COFFEE TABLE




// SHOWN IN 48" DIA OAK, CORNSILK + RUSTY RED PATINA


WALNUT + HARDWAX OIL + INDUSTRIAL STEEL
POWDER COAT FINISH
OR
OAK/ASH + HARDWAX OIL + PATINATED STEEL

OAK / ASH 48"DIA + 15"H
WALNUT 60"DIA + 15"H


STANDARD FINISHES




OAK,
CORNSILK




ASH,
PURE



RUSTY RED
PATINA



WALNUT,
PURE



TINTED
STEEL PC

FINISH LIMITATIONS

- NOT AVAILABLE IN CLEAR POLY FINISH

GENERALLY, PERSONALIZATIONS CAN INCLUDE CHANGES IN:

- DIMENSIONS
- ORIENTATION
- MATERIALS
- FINISHES
- COM/COL/COH

VARIATIONS BETWEEN IMAGES AND ACTUAL
MATERIALS + FINISHES ARE TO BE EXPECTED.

PLEASE ORDER SAMPLE SWATCHES ONLINE.

PLEASE CONTACT US FOR LEAD TIMES
RUSH LEAD TIME AVAILABILITY MAY VARY

HANDMADE TO ORDER IN LOS ANGELES

