

REYES ENTRY TABLE



WALNUT/OAK + HARDWAX OIL FINISH + LEATHER


ENTRY TABLE 70"W + 20"D + 31.125"H

DRAWERS 2 // 5"H


SHELF 9"H

COL* (TRADE ONLY) 25 SQ FT
HIDE MUST BE 8/9 OZ THICK

STANDARD FINISHES




WALNUT,
PURE



CH
CHESTNUT



OAK, PURE



WEST TAN
BLACK

// SHOWN IN WALNUT, PURE + CH CHESTNUT

FINISH LIMITATIONS

- NOT AVAILABLE IN BLEACHED MATTE POLY
- ONLY AVAILABLE IN STRUCTURAL LEATHER

GENERALLY, PERSONALIZATIONS CAN INCLUDE CHANGES IN:

- DIMENSIONS
- ORIENTATION
- MATERIALS
- FINISHES
- COM/COL/COH

VARIATIONS BETWEEN IMAGES AND ACTUAL MATERIALS + FINISHES ARE TO BE EXPECTED.

PLEASE ORDER SAMPLE SWATCHES ONLINE.

PLEASE CONTACT US FOR LEAD TIMES
RUSH LEAD TIME AVAILABILITY MAY VARY

HANDMADE TO ORDER IN LOS ANGELES

